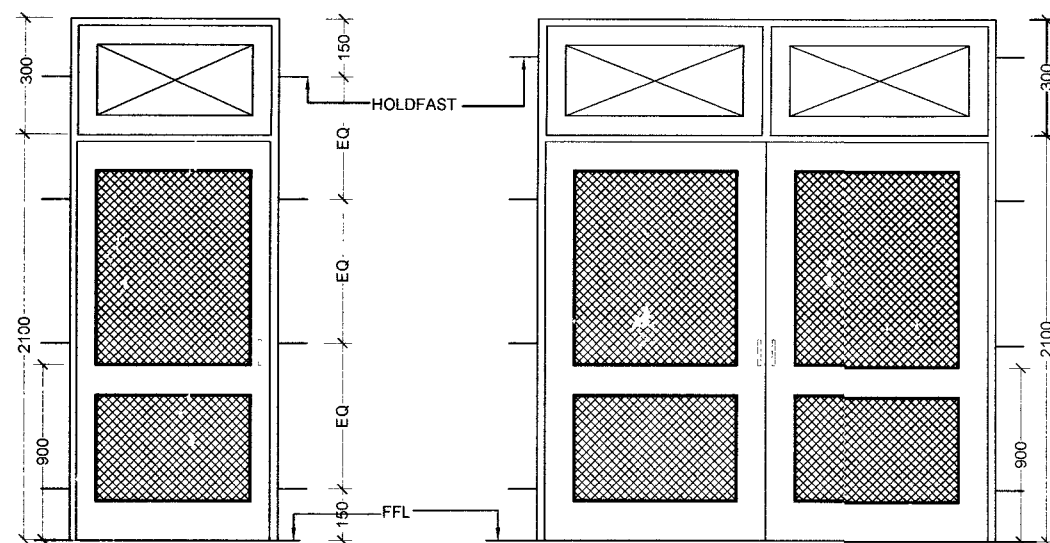
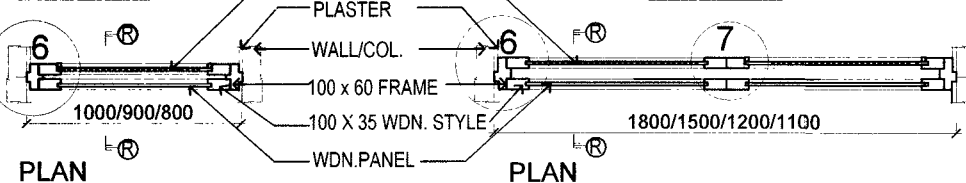


TYPE P1



ELEVATION

ELEVATION



PLAN

PLAN

FPD - 8X - (800X2400)

FPD - 9X - (900X2400)

FPD - 10X - (1000X2400)

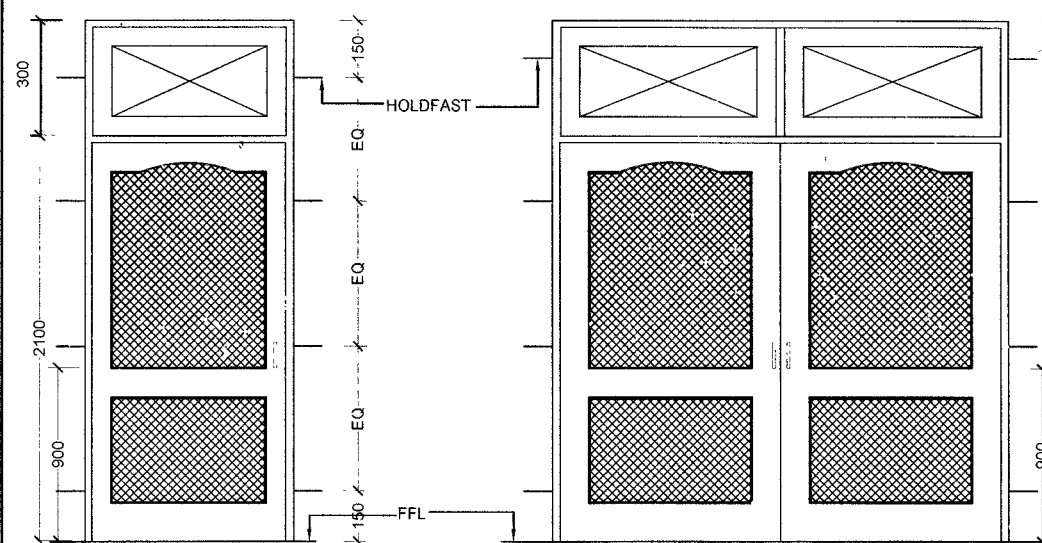
FPD - 11X - (1100X2400)

FPD - 12X - (1200X2400)

FPD - 15X - (1500X2400)

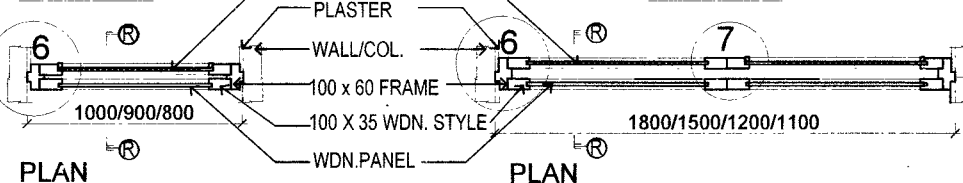
FPD - 18X - (1800X2400)

TYPE P2



ELEVATION

ELEVATION



PLAN

PLAN

FPD - 8X - (800X2400)

FPD - 9X - (900X2400)

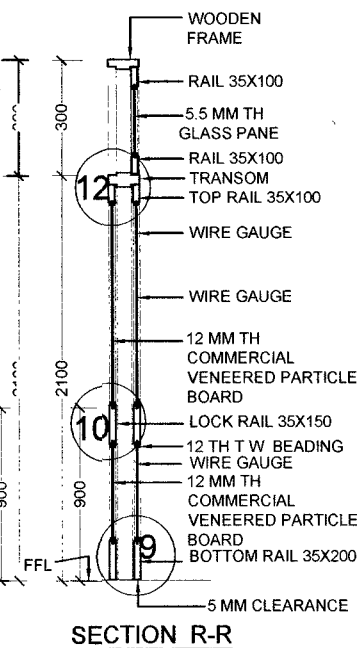
FPD - 10X - (1000X2400)

FPD - 11X - (1100X2400)

FPD - 12X - (1200X2400)

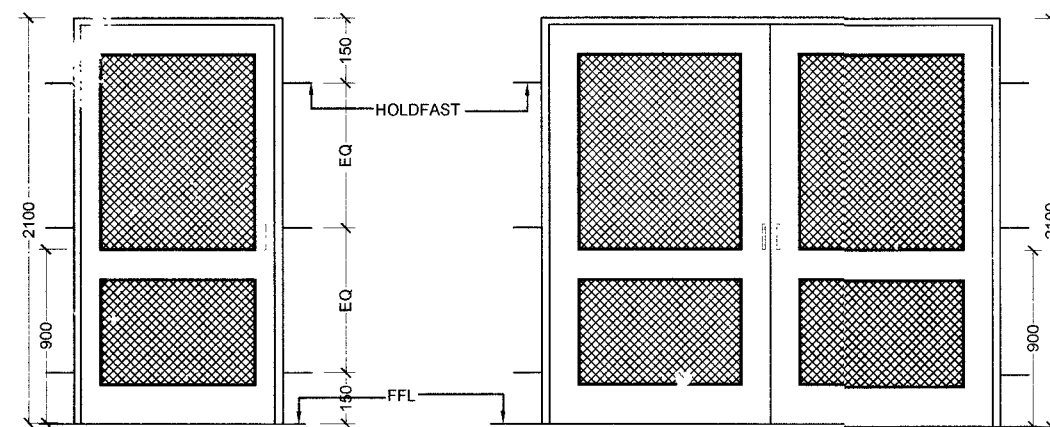
FPD - 15X - (1500X2400)

FPD - 18X - (1800X2400)



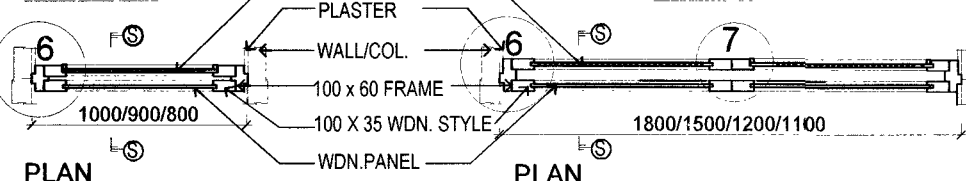
SECTION R-R

TYPE P1



ELEVATION

ELEVATION



PLAN

PLAN

FPD - 8 - (800X2100)

FPD - 9 - (900X2100)

FPD - 10 - (1000X2100)

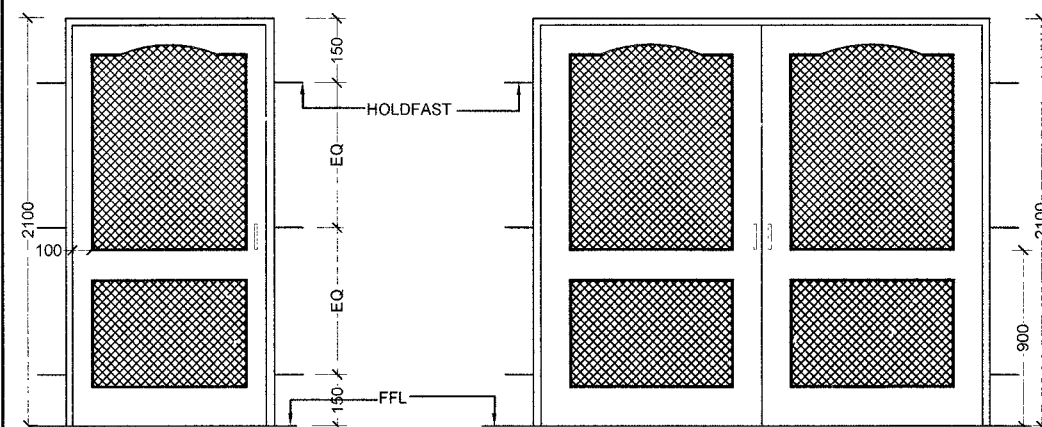
FPD - 11 - (1100X2100)

FPD - 12 - (1200X2100)

FPD - 15 - (1500X2100)

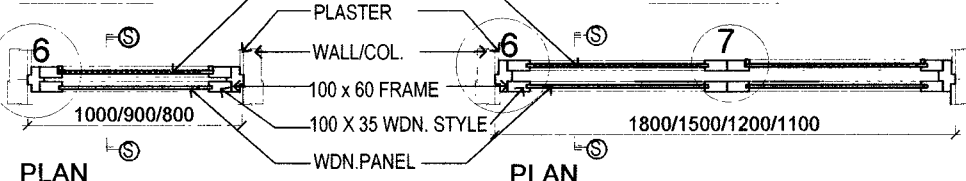
FPD - 18 - (1800X2100)

TYPE P2



ELEVATION

ELEVATION



PLAN

PLAN

FPD - 8 - (800X2100)

FPD - 9 - (900X2100)

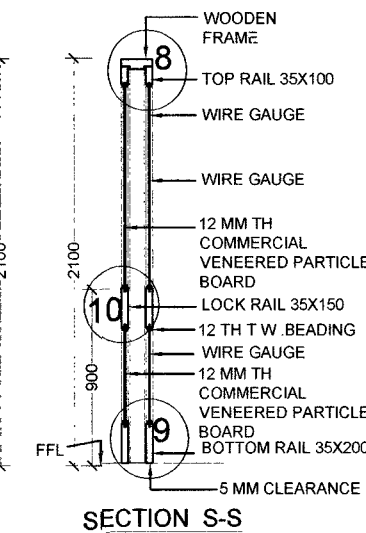
FPD - 10 - (1000X2100)

FPD - 11 - (1100X2100)

FPD - 12 - (1200X2100)

FPD - 15 - (1500X2100)

FPD - 18 - (1800X2100)



SECTION S-S

S No	DATE	DESCRIPTION	INITIAL
REVISIONS			
MOSQUITO PROOF AND PANELLED DOORS WITH WOODEN FRAMES			
PLAN, ELEVATION AND SECTION			
Date	20-06-2022	CHIEF ENGINEER (NAVY)	Sheet No
Drawn	NK Vikram	VISAKHPATNAM ZONE	3 / 5
Tcd	—		
Ckd	K S Vani		
Scale		DRG NO : CEVZ / 2022 / TD-03	
K. Vani AAD (Arch)		J. Vani JT DIR (ARCH)	
		DIRECTOR (ARCH) FOR CHIEF ENGINEER	